




## Peer-Assessment Sheet

Use the following table to assess your partner's review:

Criteria			
They have created an interesting opening which engages you			
They used a variety of complex vocabulary which makes you feel a particular way about the scene			
They use different sentences.			
They link paragraphs together using phrases such as 'however', 'this isn't the only reason why' etc.			
They have used simple punctuation such as full stops, exclamation marks and question marks			
The quality of the work is strong throughout			
They have used a variety of different sentence starters			
Spelt everything correctly			
They have used more complex types of punctuation such as commas, brackets and semi-colons			
All of their work makes sense when read aloud			

Using the table, fill out the box below:

WWW:

EBI: